


Cycle 3 feuille de réponses :



=

\_\_\_\_\_




=

\_\_\_\_\_



=

\_\_\_\_\_



=

\_\_\_\_\_



The solution is :

\_\_\_\_\_ door

Cycle 3 solutions :

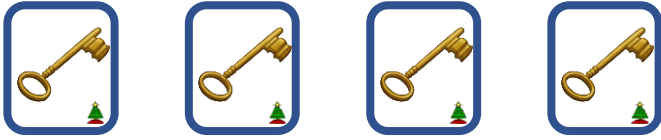
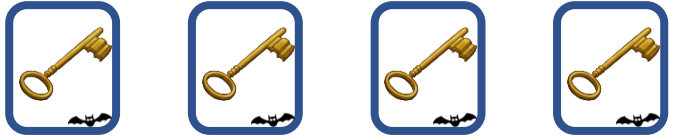


Image-miroir




This is not Halloween



Relier les points




This is not the last door



A lire en partant de la droite




next to the Family door



Utiliser le codeur : C=A



On the right of Halloween door



The solution is :

The Christmas door

Verso



Verso



Recto

ЗИНТ



ЗИ



Recto

ТОИ



ИЩЕМОЕИ  
ИЩЕМОЕИ  
ИЩЕМОЕИ



Verso



Verso



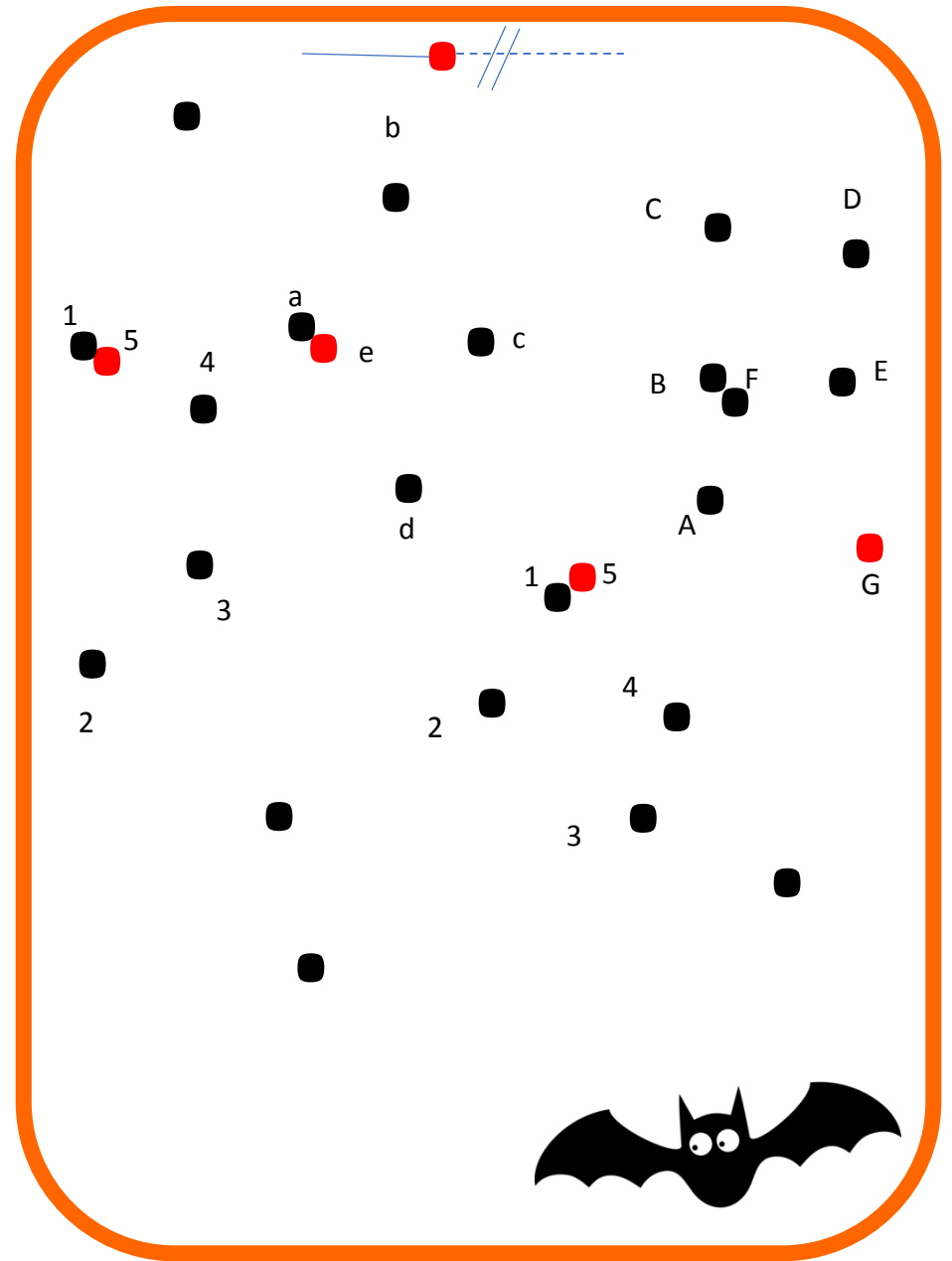
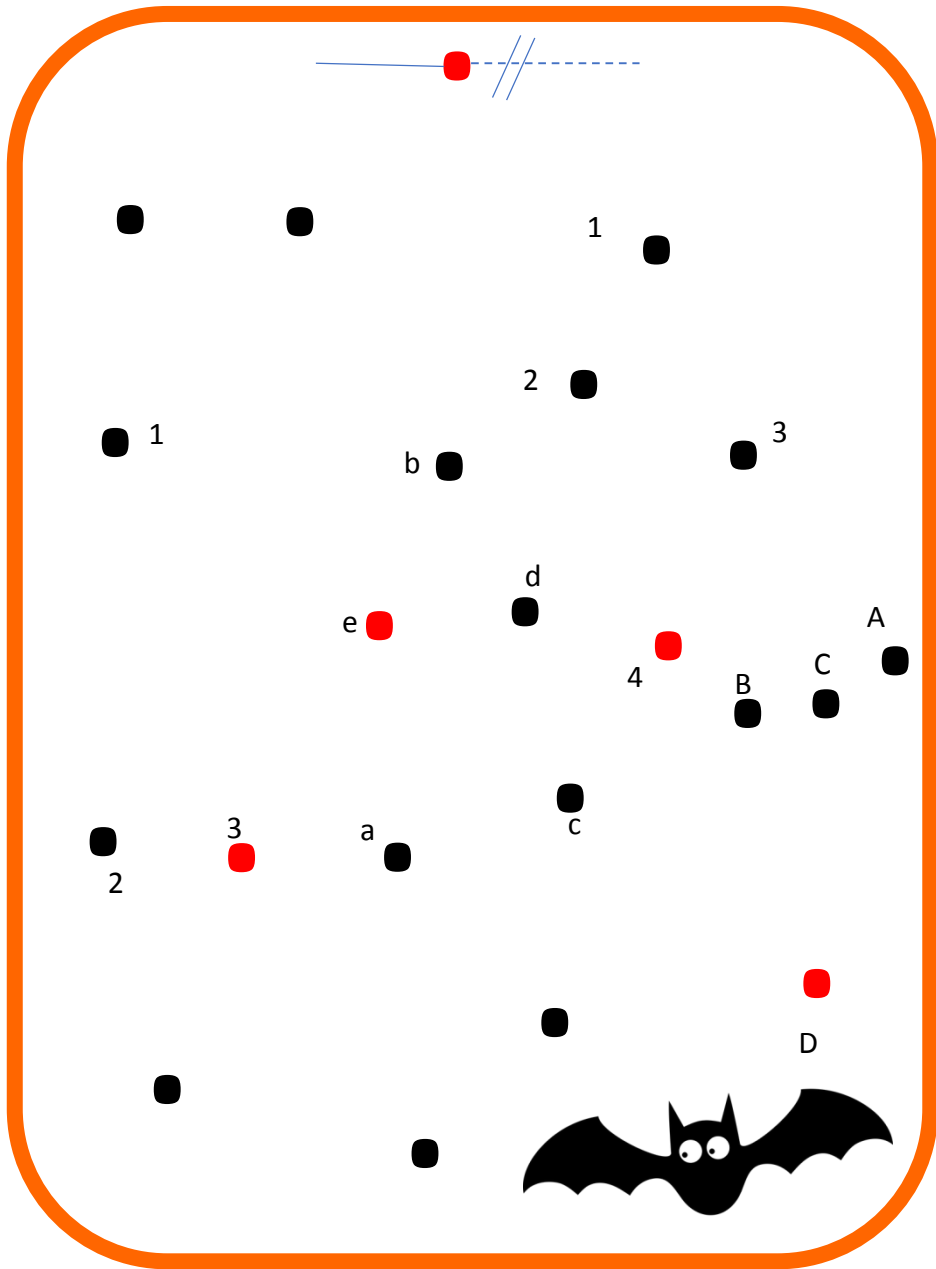


Recto

Handwriting practice for the letter 'f'. The page includes a blue dashed line at the top with a red starting dot and a blue arrow pointing right. The page contains 15 black dots for tracing, each with a number (1-4) and a letter (a-g). A red dot is placed at the end of each stroke. A bat illustration is at the bottom right.

Handwriting practice for the letter 'a'. The page includes a blue dashed line at the top with a red starting dot and a blue arrow pointing right. The page contains 15 black dots for tracing, each with a number (1-6) and a letter (a-g). A red dot is placed at the end of each stroke. A bat illustration is at the bottom right.

Recto



Verso



Verso





YLIMAF



ROOD





TXEN



EHT OT



Verso



Verso






Recto


c=a

Tkijv qh



c=a


Qp vjg



Recto

c=a

Jcnnqyggp



c=a

fqqt

